

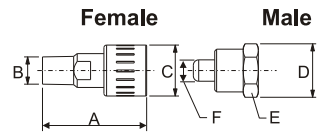
## SQB 快速接頭

- 流量大、耐高壓。
- 各型號均附防塵蓋。

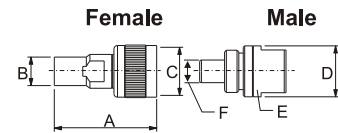
### Hydraulic Couplers

※High flow rate and high pressure resistance.  
 ※Dust cap include on all models.

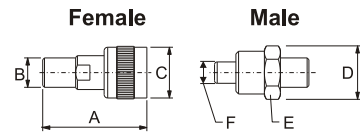
**SQB Series** 最大使用壓力  
 Maximum Operating Pressure  
**700 bar**



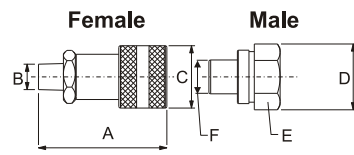
SQB-1/4T



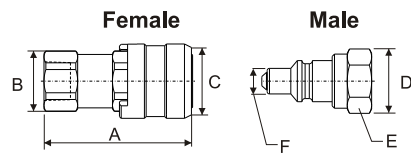
SQB-3/8J



SQB-3/8T



SQB-3/8U



SQB-37

| Model Number | Female Model | Male Model | 外型尺寸 Dimension(mm) |                          |      |      |      |                |
|--------------|--------------|------------|--------------------|--------------------------|------|------|------|----------------|
|              |              |            | A                  | B<br>Thread type<br>螺牙樣式 | C    | D    | E    | F              |
| 整組型號         | 母接頭型號        | 公接頭型號      |                    |                          |      |      |      |                |
| SQB-1/4T     | SQB-1/4TF    | SQB-1/4TM  | 58.5               | 1/4"-18NPT               | 28.6 | 30.0 | 26.0 | φ 10.0         |
| SQB-3/8J     | SQB-3/8JF    | SQB-3/8JM  | 59.0               | 3/8"-19PT                | 30.5 | 28.0 | 24.0 | φ 12.7(1/2")   |
| SQB-3/8T     | SQB-3/8TF    | SQB-3/8TM  | 58.5               | 3/8"-18NPTF/PT           | 28.5 | 33.0 | 28.0 | φ 12.0         |
| SQB-3/8U     | SQB-3/8UF    | SQB-3/8UM  | 72.0               | 3/8"-18NPTF/PT           | 35.0 | 37.0 | 32.0 | φ 19.05(3/4")  |
| SQB-37       | SQB-371F     | SQB-372M   | 64.0               | 3/8"-18NPTF/PT           | 32.0 | 28.5 | 24H  | φ 11.25(7/16") |

## XU 高壓油管

- 內管層：耐油性之合成橡膠配方。
- 外管層：耐油、耐磨、耐侯性之特殊橡膠配方。
- 適用溫度：-40°C~+93°C
- 長度加壓變化：-4%~+2%(在工作壓力下)
- 補強層：雙層鋼絲網。
- ◎ 使用溫度超過93°C時，會顯著降低夾合膠管的使用壽命。

### High Pressure Hydraulic Hoses

※Tube : Oil resistan synthetic rubber.  
 ※Cover : Oil, abrasion and weather aging resistant synthetic rubber.  
 ※Temp.Range : -40°C~+93°C  
 ※Max. change in length : -4%~+2%(under W.P.)  
 ※Reinforcement : Two layers of steel wire braids.  
 ◎ Operating temperature in excess of 93°C may materially reduce the service life of hose assembly.

油管型號選擇：How a hydraulic hose model number is built up:

| 1  | 2                              | 3   | 4   | 5                  |
|--|--------------------------------|---|---|--------------------|
| X  | U                              | 2   | - 1.6 M   | 3 N M 3 N M - S    |
| 1.管徑尺寸<br>2=1/4英寸(6.4公釐)<br>3=3/8英寸(9.5公釐) | 2.油管長度<br>1呎≈0.3公尺<br>1公尺≈3.3呎 | 3.一端尺寸<br>3NM=3/8NPTF(公牙)<br>3PM=3/8PTF(公牙) | 4.另一端尺寸<br>3NM=3/8NPTF(公牙)<br>3NF=3/8NPTF(母牙)<br>3PM=3/8PTF(公牙)<br>3PF=3/8PTF(母牙) | 5.是否外附彈簧<br>S=外繞彈簧 |



1/4"NPTF(Male)



1/4"NPTF(Female)



3/8"NPTF(Male)



3/8"NPTF(Female)

| Model Number     | Tube dimension (I.D)    | Hose End Assemblies |                  | Length    | Work pressure | Broken pressure | Min. B.R.      | Weight       |
|------------------|-------------------------|---------------------|------------------|-----------|---------------|-----------------|----------------|--------------|
|                  |                         | 兩端尺寸                |                  |           |               |                 |                |              |
| 型號               | 油管尺寸<br>(內徑)<br>(in/mm) | End one             | End two          | 長度<br>(m) | 工作壓力<br>(bar) | 爆破壓力<br>(bar)   | 最小彎曲半徑<br>(mm) | 重量<br>(kg/m) |
| XU2-1.6M3NM3NM-S | 1/4 (6.4)               | 3/8"NPTF(Male)      | 3/8"NPTF(Male)   | 1.6       | 700           | 1400            | 100            | 0.4          |
| XU2-1.8M3NM3NM-S | 1/4 (6.4)               | 3/8"NPTF(Male)      | 3/8"NPTF(Male)   | 1.8       | 700           | 1400            | 100            | 0.4          |
| XU2-2M3NM3NM-S   | 1/4 (6.4)               | 3/8"NPTF(Male)      | 3/8"NPTF(Male)   | 2         | 700           | 1400            | 100            | 0.4          |
| XU2-3M3NM3NM-S   | 1/4 (6.4)               | 3/8"NPTF(Male)      | 3/8"NPTF(Male)   | 3         | 700           | 1400            | 100            | 0.4          |
| XU2-4M3NM3NM-S   | 1/4 (6.4)               | 3/8"NPTF(Male)      | 3/8"NPTF(Male)   | 4         | 700           | 1400            | 100            | 0.4          |
| XU2-5M3NM3NM-S   | 1/4 (6.4)               | 3/8"NPTF(Male)      | 3/8"NPTF(Male)   | 5         | 700           | 1400            | 100            | 0.4          |
| XU2-6M3NM3NM-S   | 1/4 (6.4)               | 3/8"NPTF(Male)      | 3/8"NPTF(Male)   | 6         | 700           | 1400            | 100            | 0.4          |
| XU2-1.6M3NM3NF-S | 1/4 (6.4)               | 3/8"NPTF(Male)      | 3/8"NPTF(Female) | 1.6       | 700           | 1400            | 100            | 0.4          |
| XU2-2M3NM3NF-S   | 1/4 (6.4)               | 3/8"NPTF(Male)      | 3/8"NPTF(Female) | 2         | 700           | 1400            | 100            | 0.4          |
| XU2-3M3NM3PF-S   | 1/4 (6.4)               | 3/8"NPTF(Male)      | 3/8"PTF(Female)  | 3         | 700           | 1400            | 100            | 0.4          |
| XU2-1.8M3PM3PM-S | 1/4 (6.4)               | 3/8"PTF(Male)       | 3/8"PTF(Male)    | 1.8       | 700           | 1400            | 100            | 0.4          |
| XU2-2M3PM3PM-S   | 1/4 (6.4)               | 3/8"PTF(Male)       | 3/8"PTF(Male)    | 2         | 700           | 1400            | 100            | 0.4          |
| XU2-2.5M3PM3PM-S | 1/4 (6.4)               | 3/8"PTF(Male)       | 3/8"PTF(Male)    | 2.5       | 700           | 1400            | 100            | 0.4          |
| XU2-3M3PM3PM-S   | 1/4 (6.4)               | 3/8"PTF(Male)       | 3/8"PTF(Male)    | 3         | 700           | 1400            | 100            | 0.4          |
| XU2-5.5M3PM3PM-S | 1/4 (6.4)               | 3/8"PTF(Male)       | 3/8"PTF(Male)    | 5.5       | 700           | 1400            | 100            | 0.4          |
| XU2-6M3PM3PM-S   | 1/4 (6.4)               | 3/8"PTF(Male)       | 3/8"PTF(Male)    | 6         | 700           | 1400            | 100            | 0.4          |
| XU2-1.8M3PM3PF-S | 1/4 (6.4)               | 3/8"PTF(Male)       | 3/8"PTF(Female)  | 1.8       | 700           | 1400            | 100            | 0.4          |
| XU2-2M3PM3PF-S   | 1/4 (6.4)               | 3/8"PTF(Male)       | 3/8"PTF(Female)  | 2         | 700           | 1400            | 100            | 0.4          |
| XU2-3M3PM3PF-S   | 1/4 (6.4)               | 3/8"PTF(Male)       | 3/8"PTF(Female)  | 3         | 700           | 1400            | 100            | 0.4          |
| XU3-2M3NM3NM-S   | 3/8 (9.5)               | 3/8"NPTF(Male)      | 3/8"NPTF(Male)   | 2         | 700           | 1400            | 100            | 0.4          |
| XU3-3M3NM3NM-S   | 3/8 (9.5)               | 3/8"NPTF(Male)      | 3/8"NPTF(Male)   | 3         | 700           | 1400            | 100            | 0.4          |
| XU3-4M3NM3NM-S   | 3/8 (9.5)               | 3/8"NPTF(Male)      | 3/8"NPTF(Male)   | 4         | 700           | 1400            | 100            | 0.4          |
| XU3-5M3NM3NM-S   | 3/8 (9.5)               | 3/8"NPTF(Male)      | 3/8"NPTF(Male)   | 5         | 700           | 1400            | 100            | 0.4          |
| XU3-6M3NM3NM-S   | 3/8 (9.5)               | 3/8"NPTF(Male)      | 3/8"NPTF(Male)   | 6         | 700           | 1260            | 127            | 0.67         |
| XU3-2M3PM3PF-S   | 3/8 (9.5)               | 3/8"PTF(Male)       | 3/8"PTF(Male)    | 2         | 700           | 1260            | 127            | 0.67         |
| XU3-3M3PM3PM-S   | 3/8 (9.5)               | 3/8"PTF(Male)       | 3/8"PTF(Male)    | 3         | 700           | 1260            | 127            | 0.67         |