

FLEXBIMEC produces a wide range of pneumatic oil pumps that offers an appropriate solution for any kind of fluid viscosity, required delivery, pumping distance, necessary outlet pressure, ambient temperature as well as for simultaneous fluid supplies and any type of storage container.

In the following charts the essential data for selecting the adequate pump for the individual requirements are shown.

For more detailed information please see the following pages.

Compression ratio 1:1



Art. no.	Delivery	Oil SAE 0/40	Oil SAE 90	Oil SAE 240	Waste oil	Antifreeze	Windshield washer fluid
2040	48 l/min	Yellow	Red	Dark Red	Black	Blue	Green
2043	35 l/min	Yellow	Red	Dark Red	Black	Blue	Green
2043L	35 l/min	Yellow	Red	Dark Red	Black	Blue	Green
2044	35 l/min	Yellow	Red	Dark Red	Black	Blue	Green
2047	35 l/min	Yellow	Red	Dark Red	Black	Blue	Green
2047/L	35 l/min	Yellow	Red	Dark Red	Black	Blue	Green
2049	35 l/min	Yellow	Red	Dark Red	Black	Blue	Green
1045	35 l/min	Yellow	Red	Dark Red	Black	Blue	Green

These pumps are recommended for the use
 - at pumping distances up to 15 m,
 - with low viscosity fluids.

See page 40!

Compression ratio 3:1



Art. no.	Delivery	Oil SAE 0/40	Oil SAE 90	Oil SAE 240	Waste oil	Antifreeze	Windshield washer fluid
2020	24 l/min	Yellow	Red	Dark Red	Black	Blue	Green
2030	24 l/min	Yellow	Red	Dark Red	Black	Blue	Green
2073	17 l/min	Yellow	Red	Dark Red	Black	Blue	Green
2074	17 l/min	Yellow	Red	Dark Red	Black	Blue	Green
2032	21 l/min	Yellow	Red	Dark Red	Black	Blue	Green
2033	21 l/min	Yellow	Red	Dark Red	Black	Blue	Green
2020TWDE	28 l/min	Yellow	Red	Dark Red	Black	Blue	Green
2030TWDE	28 l/min	Yellow	Red	Dark Red	Black	Blue	Green

These pumps are recommended for the use
 - at pumping distances up to 100 m,
 - with low and medium viscosity fluids.

See pages 41 and 43!

Compression ratio 5:1



Art. no.	Delivery	Oil SAE 0/40	Oil SAE 90	Oil SAE 240	Waste oil	Antifreeze	Windshield washer fluid
2025	15 l/min	Yellow	Red	Dark Red	Black	Blue	Green
2035	15 l/min	Yellow	Red	Dark Red	Black	Blue	Green
2075	13 l/min	Yellow	Red	Dark Red	Black	Blue	Green
2075/L	13 l/min	Yellow	Red	Dark Red	Black	Blue	Green
2076	13 l/min	Yellow	Red	Dark Red	Black	Blue	Green
2061	17 l/min	Yellow	Red	Dark Red	Black	Blue	Green
2025TWDE	22 l/min	Yellow	Red	Dark Red	Black	Blue	Green
2035TWDE	22 l/min	Yellow	Red	Dark Red	Black	Blue	Green
2075/LTWDE	20 l/min	Yellow	Red	Dark Red	Black	Blue	Green
2076TWDE	20 l/min	Yellow	Red	Dark Red	Black	Blue	Green

These pumps are recommended for the use
 - at pumping distances up to 200 m,
 - with low and medium viscosity fluids,
 - with high viscosity fluids at shorter pumping distances.

See pages 42 – 43 – 44!

Legend

Oil SAE 0/40	Yellow	Oil SAE 90	Red	Oil SAE 240	Dark Red	Waste oil	Black	Antifreeze	Blue	Windshield washer fluid	Green
--------------	--------	------------	-----	-------------	----------	-----------	-------	------------	------	-------------------------	-------

The **FLEXBIMEC** oil pump range is completed by the industrial pump series "**Power Bull**" with high delivery pumps for the supply of fluid lubricants in demanding conditions. These pumps are particularly recommended for the distribution of medium or high viscosity oils in applications or pipeworks where a simultaneous supply in different distribution points at high pressure and high delivery is required. The elevated quality of the used materials and the innovative constructional concept of the pneumatic motors of this line assure the following characteristics and advantages:

- Efficiency of a constant flow,
- Low noise level,
- Limited number of piston strokes,
- Low vibrations,
- Easy maintenance and interchangeability of components,
- Included overpressure control valve,
- Included drain device for condensation water in order to avoid a spraying into the surrounding area.

Series "Tapir"



Art. no. 2012 Art. no. 2013 Art. no. 2016

Art.no.	Ratio	Delivery			
2012	6:1	32 l/min			
2013	2:1	48 l/min			
2014	5:1	18 l/min			
2015	5:1	18 l/min			
2016	6:1	32 l/min			

These pumps are recommended

- to achieve high deliveries in the use with low viscosity fluids (art. no. 2013),
- for the use with low and medium viscosity fluids at pumping distances of more than 300 m,
- for the use with high viscosity fluids at long pumping distances (art. nos. 2012 and 2016)
- for simultaneous fluid supplies.

See page 45!

Industrial pump series "Power Bull" Single acting models



Art. no. 2056 Art. no. 2055 Art. no. 2096 Art. no. 2098
Art. no. 2097

Art.no.	Ratio	Delivery			
2055	10:1	27 l/min			
2056	16:1	15 l/min			
2096	4:1	50 l/min			
2097	10:1	40 l/min			
2098	1,5:1	122 l/min			

These pumps are recommended

- to achieve very high deliveries in the use with low viscosity fluids (art. no. 2098),
- for the use with low and medium viscosity fluids at pumping distances of more than 300 m,
- for the use with high viscosity fluids at long pumping distances (art. nos. 2055, 2056 2096, 2097),
- for simultaneous fluid supplies.

See page 47!

Industrial pump series "Power Bull" Double acting models



Art. no. 2092 Art. no. 2093 Art. no. 2094

Art.no.	Ratio	Delivery			
2057	10:1	27 l/min			
2058	16:1	15 l/min			
2088	4:1	64 l/min			
2091	6:1	42 l/min			
2092	7:1	40 l/min			
2093	4:1	62 l/min			
2094	6:1	55 l/min			

These pumps are recommended

- to achieve high deliveries in the use with low viscosity fluids,
- for the use with low and medium viscosity fluids at pumping distances of more than 300 m,
- for the use with high viscosity fluids at long pumping distances,
- for simultaneous fluid supplies.

See pages 46 and 48!

Legend

Oil SAE 0/40	Oil SAE 90	Oil SAE 240	Waste oil	Antifreeze	Windshield washer fluid
--------------	------------	-------------	-----------	------------	-------------------------

Pneumatic pumps for the transfer of low viscosity oils and antifreeze at high delivery and short pumping distances.

1:1 Compression ratio

Single acting - 35 l/min



Art. no. 2043
Oil
Waste oil
Art. no. 2049
Pure antifreeze

Single acting - 35 l/min



Art. no. 2043/L
Oil
Art. no. 2047/L
Pure antifreeze

Double acting - 48 l/min



Art. no. 2040
Oil

Single acting - 35 l/min



Art. no. 2043
Art. no. 2049
Art. no. 2203
Art. no. 2205
Ø 1" 1.5 m
Art. no. 6647
OPTIONAL
Art. no. 2264

Art. no. 2044 Oil
Art. no. 2047 Pure antifreeze / Waste oil



Art. no. 7180 **Art. no. 7150**

Art. no.	2040	2043 2049	2044 2047	2043/L 2047/L
Compressed air supply	Pressure Min 2 bar, Max 8 bar			
Compression ratio	1,4 : 1	1,3 : 1	1,3 : 1	1,3 : 1
Outlet pressure	10 bar	9 bar	9 bar	9 bar
Delivery	48 l/min	35 l/min	35 l/min	35 l/min
Connection compressed air	1/4" BSP (F)	1/4" BSP (F)	1/4" BSP (F)	1/4" BSP (F)
Connection lubricant outlet	3/4" BSP (M)	3/4" BSP (M)	3/4" BSP (M)	3/4" BSP (M)
Max air consumption with 8 bar pressure	210 l/min	210 l/min	210 l/min	210 l/min
Length suction tube	950 mm	250 mm	-	950 mm
Diameter suction tube	55 mm	55 mm	55 mm	55 mm
Suitable for drums of	208 l	Spec.	Spec.	208 l
Weight	6,6 Kg	4,4 Kg	4,5 kg	5,2 kg
Dimensions (LxWxH) (mm)	95x95x1180	110x110x530	110x110x530	95x95x1180

OPTIONAL
Maintenance advise


- It is recommended to use rubber hoses with a diameter of min. 3/4".
- For a continuous use of the pump it is recommended to install a compressed air treatment unit, composed of pressure regulator with manometer and moisture separator (art. no. 7180) or pressure regulator with manometer, moisture separator and lubricator (art. nos. 7150) at the compressed air inlet of the pump.
- Any installed valves, curves, filters, ball valves or flow meters will reduce the delivery of the pump.

See accessories on pages 49 – 50 and 58 - 69!

The a. m. performance values are based upon the following test conditions:
Hydraulic oil ISO 32 at 22°C -- Compressed air pressure 8 bar -- free flow outlet.

Pneumatic pumps for the supply of low and medium viscosity oils and antifreeze for the use in mobile kits or in pipeworks.

3:1 Compression ratio



Art. no.	2030	2020	2020130	2073 2074	2032 2033	2032130 2033130
Compressed air supply	Pressure Min 2, Max 8 bar					
Compression ratio	3 : 1	3 : 1	3 : 1	3 : 1	3 : 1	3 : 1
Outlet pressure	24 bar	24 bar	24 bar	24 bar	24 bar	24 bar
Delivery	23,7 l/min	23,7 l/min	23,7 l/min	16,7 l/min	20,5 l/min	20,5 l/min
Connection compressed air	1/4" BSP (F)	1/4" BSP (F)	1/4" BSP (F)	1/4" BSP (F)	1/4" BSP (F)	1/4" BSP (F)
Connection lubricant outlet	1/2" BSP (M)	1/2" BSP (M)	1/2" BSP (M)	1/2" BSP (M)	1/2" BSP (M)	1/2" BSP (M)
Max air consumption with 8 bar pressure	210 l/min	210 l/min	210 l/min	210 l/min	210 l/min	210 l/min
Length suction tube	750 mm	950 mm	1300 mm	950 mm	950 mm	1300 mm
Diameter suction tube	40 mm	40 mm	40 mm	40 mm	45 mm	45 mm
Suitable for drums of	60 l	208 l	1000 l	208 l	208 l	1000 l
Weight	5 kg	5,7 kg	5,9 kg	5,6 kg	5,2 kg	5,4 kg
Dimensions (LxWxH) (mm)	95x95x1070	95x95x1270	95x95x1500	95x95x1270	95x95x530	95x95x1500




The a. m. performance values are based upon the following test conditions:
Hydraulic oil ISO 32 at 22°C -- Compressed air pressure 8 bar -- free flow outlet


See accessories on pages 49 - 50 and 58 - 69!

Pneumatic pumps for the supply of medium and high viscosity oils for the use in mobile kits or in pipeworks.

5:1 Compression ratio



Art. no.	2035	2025 2025130	2061 2061130	2075/L	2076 2076130
Compressed air supply	Pressure Min 2 bar, Max 8 bar				
Compression ratio	5 : 1	5 : 1	5 : 1	5 : 1	5 : 1
Outlet pressure	40 bar	40 bar	40 bar	40 bar	40 bar
Delivery	15 l/min	15 l/min	18 l/min	13 l/min	13 l/min
Connection compressed air	1/4" BSP (F)	1/4" BSP (F)	1/4" BSP (F)	1/4" BSP (F)	1/4" BSP (F)
Connection lubricant outlet	1/2" BSP (M)	1/2" BSP (M)	1/2" BSP (M)	1/2" BSP (M)	1/2" BSP (M)
Max air consumption with 8 bar pressure	210 l/min	210 l/min	210 l/min	210 l/min	210 l/min
Length suction tube	750 mm	950/1300 mm	950/1300 mm	950 mm	950/1300 mm
Diameter suction tube	40 mm	40 mm	40 mm	40 mm	40 mm
Suitable for drums of	60 l	208/1000 l	208/1000 l	208 l	208/1000 l
Weight	5,2 kg	5,8 kg	5,4 kg	4,5 kg	5 kg
Dimensions (LxWxH) (mm)	95x95x1070	95x95x1270	95x95x1270	95x95x1270	95x95x950



The a. m. performance values are based upon the following test conditions:
Hydraulic oil ISO 32 at 22°C -- Compressed air pressure 8 bar -- free flow outlet

See accessories on pages
49 – 50 and 58 – 69!

Pneumatic oil pumps with double compressed air outlet distributor, assuring higher delivery rates compared to the standard Art. no.1s.

SERIE TWDE



Art. no.	2020TWDE	2030TWDE	2025TWDE	2035TWDE	2075/LTWDE
Compressed air supply	Pressure Min 2 bar, Max 8 bar				
Compression ratio	3 : 1	3 : 1	5 : 1	5 : 1	5 : 1
Outlet pressure	24 bar	24 bar	40 bar	40 bar	40 bar
Delivery	28 l/min	28 l/min	22 l/min	22 l/min	17 l/min
Connection compressed air	1/4" BSP (F)	1/4" BSP (F)	1/4" BSP (F)	1/4" BSP (F)	1/4" BSP (F)
Connection lubricant outlet	1/2" BSP (M)	1/2" BSP (M)	1/2" BSP (M)	1/2" BSP (M)	1/2" BSP (M)
Max air consumption with 8 bar pressure	230 l/min	230 l/min	260 l/min	260 l/min	230 l/min
Length suction tube	950 mm	650 mm	950 mm	650 mm	950 mm
Diameter suction tube	40 mm	40 mm	40 mm	40 mm	32 mm
Suitable for drums of	208 l	60 l	208 l	60 l	208 l
Weight	5,5 kg	5 kg	5,7 kg	5,3 kg	4 kg
Dimensions (LxWxH) (mm)	95x95x1270	95x95x1070	95x95x1270	95x95x1070	95x95x1270




- It is recommended to use rubber hoses with a diameter of min. 3/4".
- For a continuous use of the pump it is recommended to install a compressed air treatment unit, composed of pressure regulator with manometer and moisture separator (art. no. 7180) or pressure regulator with manometer, moisture separator and lubricator (art. nos. 7150) at the compressed air inlet of the pump.
- Any installed valves, curves, filters, ball valves or flow meters will reduce the delivery of the pump.

The a. m. performance values are based upon the following test conditions:
Hydraulic oil ISO 32 at 22°C -- Compressed air pressure 8 bar -- free flow outlet

See accessories on pages
49 - 50 and 58 - 69!

Pneumatic pumps for the supply of oils, approved for fiscal transactions according to the European Directive 2004/22/EC, better known as Measurement Instrument Directive (MID) MI-005, meeting also the requirements of OIML R117-1 (DIN 19217).

SERIES MID



Art. no. 2050 - 2051

Automatic air separator kits, suitable to separate the air eventually present in the suction line from the oil, available with (= art. no. 2051) or without (= art. no. 2050) automatic pump stop device, approved according to OIML R117-1; includes also manometer for the control of the outlet pressure and non-return valve.

By installing the air separator at the fluid outlet of a pump can be achieved the working conditions needed to meet the requirements of the directive MID MI-005 in combination with an oil flow meter that must also be approved for fiscal transactions.

- Art. no. 2050 Air separator kit without automatic pump stop device
- Art. no. 2051 Air separator kit with automatic pump stop device (stopping the pump as soon as air is sucked into the suction line due to an empty drum or tank)

Art. no.	2023	2024	2063	2064	2063130	2064130
Compressed air supply	Pressure Min 2, Max 8 bar					
Compression ratio	3 : 1					
Outlet pressure	20 bar					
Delivery	Min 0,5 - Max 5 l/min					
Connection compressed air	1/4" BSP (F)					
Connection lubricant outlet	1/2" BSP (M)					
Max air consumption with 8 bar pressure	210 l/min					
Length suction tube	950 mm			1500 mm		
Diameter suction tube	40 mm					
Suitable for drums of	208 l			1000 l		
Weight	8,5 kg	8,6 kg	8,8 kg	8,9 kg	9 kg	9,1 kg
Dimensions (LxWxH) (mm)	95x1200x1300		95x1200x1300		95x1200x1400	

**Art. no. 2023
Art. no. 2063**

Double acting pneumatic pumps, for the mounting directly in 208 l - drums (= art. no. 2023, based on pump art. no. 2020) or as wall-mounted pump kits (= art. no. 2063, based on pump art. no. 2032) with air separator kit art.no. 2050 (without automatic pump stop) **according to OIML R117-1**, approved for the use in fiscal transactions.

**Art. no. 2024
Art. no. 2064**

Double acting pneumatic pumps, for the mounting directly in 208 l - drums (= art. no. 2024, based on pump art. no. 2020) or as wall-mounted pump kits (= art. no. 2064, based on pump art. no. 2032) with air separator kit art. no. 2051 (with automatic pump stop, stopping the pump as soon as air is sucked into the suction line due to an empty drum or tank) **according to OIML R117-1**, approved for the use in fiscal transactions.

The a. m. performance values are based upon the following test conditions: Hydraulic oil ISO 32 at 22°C -- Compressed air pressure 8 bar -- free flow outlet

See accessories on pages 49 - 50 and 58 - 69!

Pneumatic pumps for the supply of medium and high viscosity oils for the use in mobile kits or in pipeworks.

SERIES TAPIR



Art. no.	2013	2015	2012	2014	2016
Compressed air supply	Pressure Min 2, Max 8 bar				
Compression ratio	2 : 1	5 : 1	6 : 1	5 : 1	6 : 1
Outlet pressure	16 bar	40 bar	48 bar	40 bar	48 bar
Delivery	48 l/min	18 l/min	32 l/min	18 l/min	32 l/min
Connection compressed air	1/4" BSP (F)	1/4" BSP (F)	1/2" BSP (F)	1/4" BSP (F)	1/2" BSP (F)
Connection lubricant outlet	3/4" BSP (M)				
Max air consumption with 8 bar pressure	220 l/min	220 l/min	260 l/min	220 l/min	260 l/min
Length suction tube	950 mm				
Diameter suction tube	55 mm	40 mm	40 mm	40 mm	40 mm
Suitable for drums of	208 l				
Weight	8,5 kg	8,2 kg	12 kg	8,2 kg	12 kg
Dimensions (LxWxH) (mm)	95x95x1270			95x95x1500	



The a. m. performance values are based upon the following test conditions:
Hydraulic oil ISO 32 at 22°C – Compressed air pressure 8 bar – free flow outlet

See accessories on pages 49 – 50 and 58 - 69!

Heavy duty pneumatic pumps, industrial pump series "Power Bull", designed for the supply of oil under demanding conditions. Particularly suitable for the oil distribution in pipeworks and installations where a simultaneous supply of oil is required on different dispensing points at high pressure and/or with a high delivery.

SERIES POWER BULL



Art. no.	2057	2058	2088	2091
Compressed air supply	Pressure Min 1 bar, Max 8 bar			
Compression ratio	10 : 1	16 : 1	4 : 1	6 : 1
Delivery	27 l/min	15 l/min	64 l/min	42 l/min
Outlet pressure	80 bar	128 bar	32 bar	48 bar
Max frequency strokes/min	150	120	150	120
Max air consumption with 8 bar pressure	2,05 m ³ /min	1,92 m ³ /min	2,05 m ³ /min	1,92 m ³ /min
Diameter pneumatic piston	100 mm	125 mm	100 mm	125 mm
Diameter suction tube	50 x 40 mm	50 x 40 mm	55 x 50 mm	55 x 50 mm
Connection lubricant outlet	1" BSP (M)			
Connection compressed air	1/2" BSP (M)			
Suitable for drums of	208 l			
Weight	15 kg	16 kg	16 kg	17 kg



Art. no. **7180/12** Art. no. **7150/12**

OPTIONAL
Maintenance advise
In order to avoid a slowing-down or even a blocking of the pump due to a freezing of generated condensation water closing the air outlet of the motor, we recommend the installation of the above shown air treatment units at the compressed air connection of the pump.

The a. m. performance values are based upon the following test conditions:
Hydraulic oil ISO 32 at 22°C -- Compressed air pressure 8 bar -- free flow outlet

See accessories on pages
49 – 50 and 58 - 69!

Heavy duty pneumatic pumps, industrial pump series "Power Bull", designed for the supply of oil under demanding conditions. Particularly suitable for the oil distribution in pipeworks and installations where a simultaneous supply of oil is required on different dispensing points at high pressure and/or with a high delivery.

SERIES POWER BULL



Art. no.	2055	2056	2096	2097	2098
Compressed air supply	Pressure Min 1 bar, Max 8 bar				
Compression ratio	10 : 1	16 : 1	4 : 1	10 : 1	1,5 : 1
Delivery	27 l/min	15 l/min	50 l/min	40 l/min	122 l/min
Outlet pressure	80 bar	128 bar	32 bar	80 bar	12 bar
Max frequency strokes/min	150	120			
Max air consumption with 8 bar pressure	2,05 m ³ /min	1,92 m ³ /min		1,80 m ³ /min	1,92 m ³ /min
Diameter pneumatic piston	100 mm	125 mm	125 mm	160 mm	125 mm
Diameter suction tube	50 x 40 mm	50 x 40 mm	80 x 70 mm	80 x 70 mm	110 x 100 mm
Connection lubricant outlet	1" BSP (M)				
Connection compressed air	1/2" BSP (F)				
Application	Wall mounted pump				
Weight	15 kg	16 kg	20 kg	23 kg	21 kg

The a. m. performance values are based upon the following test conditions:
Hydraulic oil ISO 32 at 22°C -- Compressed air pressure 8 bar -- free flow outlet

See accessories on pages
49 – 50 and 58 - 69!

Heavy duty pneumatic pumps, industrial pump series "Power Bull", designed for the supply of oil under demanding conditions. Particularly suitable for the oil distribution in pipeworks and installations where a simultaneous supply of oil is required on different dispensing points at high pressure and/or with a high delivery.

SERIES POWER BULL



Art. no. 2092

Art. no. 2093

Art. no. 2094



Art. no.	2092	2093	2094
Compressed air supply	Pressure Min 1 bar, Max 8 bar		
Compression ratio	7 : 1	4 : 1	6 : 1
Delivery	40 l/min	62 l/min	55 l/min
Outlet pressure	56 bar	32 bar	48 bar
Max frequency strokes/min	120	120	60
Max air consumption with 8 bar pressure	1,92 m ³ /min	1,92 m ³ /min	1,80 m ³ /min
Diameter pneumatic piston	125 mm	125 mm	160 mm
Diameter suction tube	55 x 50 mm	80 x 70 mm	80 x 70 mm
Connection lubricant outlet	1" BSP (M)		
Connection compressed air	1/2" BSP (F)		
Application	Wall mounted pump		
Weight	15 kg	20 kg	32 kg

The a. m. performance values are based upon the following test conditions:
Hydraulic oil ISO 32 at 22°C -- Compressed air pressure 8 bar -- free flow outlet

See accessories on pages 49 - 50 and 58 - 69!