



Art. no. **9254+28815**

Manual, hand crank hose reel, series LS, in black painted steel, with 15 m - rubber hose 3/4", suitable for the supply of diesel.


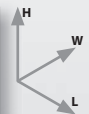
Art. no. **9254+289610**

Manual, hand crank hose reel, series LS, in black painted steel, with 10 m - rubber hose 1", suitable for the supply of diesel.



Swivel bracket

Art. no.	Max pressure	Connection threads inlet - outlet	Internal \varnothing inlet swivel joint	\varnothing / Length delivery hose	Width reel	Weight	Dimensions (LxWxH) (mm)
9254+28815	20 bar	1" BSP (M) - 3/4" BSP (F)	20 mm	3/4" / 15 m	200 mm	18 kg	500 x 460 x 450
9254+289610	20 bar	1" BSP (M) - 1" BSP (M)	20 mm	1" / 10 m	200 mm	20 kg	500 x 460 x 450



Art. no. **9255+28830**

Manual, hand crank hose reel, series LS, in black painted steel, with 30 m - rubber hose 3/4", suitable for the supply of diesel.

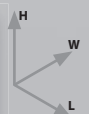
Art. no. **9255+289620**

Manual, hand crank hose reel, series LS, in black painted steel, with 20 m - rubber hose 1", suitable for the supply of diesel.



Swivel bracket

Art. no.	Max pressure	Connection threads inlet - outlet	Internal \varnothing inlet swivel joint	\varnothing / Length delivery hose	Width reel	Weight	Dimensions (LxWxH) (mm)
9255+28830	20 bar	1" BSP (M) - 3/4" BSP (F)	20 mm	3/4" - 30 m	400 mm	35 kg	500 x 460 x 570
9255+289620	20 bar	1" BSP (M) - 1" BSP (M)	20 mm	1" - 20 m	400 mm	39 kg	500 x 460 x 570



Art. no. **9024 + 28808**

Automatic rewind, spring-driven hose reel, enclosed series, in painted steel, with 8 m - rubber hose 3/4", suitable for the supply of diesel.



Art. no. **9024+28808**



Optional

Art. no. **9778**

Swivel bracket

Art. no.	Max pressure	Connection threads inlet - outlet	Internal \varnothing inlet swivel joint	\varnothing / Length delivery hose	Width reel	Weight	Dimensions (LxWxH) (mm)
9024+28808	20 bar	1" BSP (M) - 3/4" BSP (F)	20 mm	3/4" - 8 m	150 mm	28 Kg	160x550x450



Art. no. **9095 + 28810**

Automatic rewind, spring-driven hose reel, adjustable arms series EVO, in painted steel, with 10 m - rubber hose 3/4", suitable for the supply of diesel.



Art. no. **9095+28810**
Art. no. **9095+289608**



Optional

Art. no. **9768**

Swivel bracket

Art. no. **9095 + 289608**

Automatic rewind, spring-driven hose reel, adjustable arms series EVO, in painted steel, with 8 m - rubber hose 1", suitable for the supply of diesel.

Art. no.	Max pressure	Connection threads inlet - outlet	Internal \varnothing inlet swivel joint	\varnothing / Length delivery hose	Width reel	Weight	Dimensions (LxWxH) (mm)
9095+28810	20 bar	1" BSP (M) - 1" BSP (F)	20 mm	3/4" - 10 m	150 mm	27 Kg	270x530x490
9095+289608	20 bar	1" BSP (M) - 1" BSP (F)	20 mm	1" - 8 m	150 mm	28 Kg	270x530x490



Art. no. **9096+28815**

Automatic rewind, spring-driven hose reel, adjustable arms series EVO, in painted steel, with 15 m - rubber hose 3/4", suitable for the supply of diesel.



Art. no. **9096+28815**
Art. no. **9096+289612**



Optional

Art. no. **9773**

Swivel bracket

Art. no. **9096+289612**

Automatic rewind, spring-driven hose reel, adjustable arms series EVO, in painted steel, with 12 m - rubber hose 1", suitable for the supply of diesel.

Art. no.	Max pressure	Connection threads inlet - outlet	Internal \varnothing inlet swivel joint	\varnothing / Length delivery hose	Width reel	Weight	Dimensions (LxWxH) (mm)
9096+28815	20 bar	1" BSP (M) - 1" BSP (F)	20 mm	3/4" - 15 m	200 mm	33 Kg	310x530x490
9096+289612	20 bar	1" BSP (M) - 1" BSP (F)	20 mm	1" - 12 m	200 mm	35 Kg	310x530x490





Art. no. **9546+28808**

Art. no. **9546 + 28808**

Automatic rewind, spring-driven hose reel, enclosed series, in stainless steel AISI 304, with 8 m - rubber hose 3/4", suitable for the supply of diesel.

Optional



Art. no. **9754**

Swivel bracket

Art. no.	Max pressure	Connection threads inlet - outlet	Internal \varnothing inlet swivel joint	\varnothing / Length delivery hose	Width reel	Weight	Dimensions (LxWxH) (mm)
9546+28808	20 bar	1" BSP (M) - 3/4" BSP (F)	20 mm	3/4" - 8 m	150 mm	28 Kg	160x550x450



Art. no. **9595+28810**
Art. no. **9595+289608**

Art. no. **9595 + 28810**

Automatic rewind, spring-driven hose reel, adjustable arms series EVO, in stainless steel AISI 304, with 10 m - rubber hose 3/4", suitable for the supply of diesel.

Art. no. **9595 + 289608**

Automatic rewind, spring-driven hose reel, adjustable arms series EVO, in stainless steel AISI 304, with 8 m - rubber hose 1", suitable for the supply of diesel.

Optional



Art. no. **9765**

Swivel bracket

Art. no.	Max pressure	Connection threads inlet - outlet	Internal \varnothing inlet swivel joint	\varnothing / Length delivery hose	Width reel	Weight	Dimensions (LxWxH) (mm)
9595+28810	20 bar	1" BSP (M) - 1" BSP (F)	20 mm	3/4" - 10 m	150 mm	27 Kg	270x530x490
9595+289608	20 bar	1" BSP (M) - 1" BSP (F)	20 mm	1" - 8 m	150 mm	28 Kg	270x530x490



Art. no. **9596+28815**
Art. no. **9596+289612**
Art. no. **9584+289615**

Art. no. **9596+28815**

Automatic rewind, spring-driven hose reel, adjustable arms series EVO, in stainless steel AISI 304, with 15 m - rubber hose 3/4", suitable for the supply of diesel.

Art. no. **9596+289612**

Automatic rewind, spring-driven hose reel, adjustable arms series EVO, in stainless steel AISI 304, with 12 m - rubber hose 1", suitable for the supply of diesel.

Art. no. **9584+289615**

Automatic rewind, spring-driven hose reel, adjustable arms series EVO, in stainless steel AISI 304, with 15 m - rubber hose 1", suitable for the supply of diesel.

Optional



Art. no. **9776 - Art. no. 9764**

Swivel bracket

Art. no.	Max pressure	Connection threads inlet - outlet	Internal \varnothing inlet swivel joint	\varnothing / Length delivery hose	Width reel	Weight	Dimensions (LxWxH) (mm)
9596+28815	20 bar	1" BSP (M) - 1" BSP (F)	20 mm	3/4" - 15 m	200 mm	33 Kg	310x530x490
9596+289612	20 bar	1" BSP (M) - 1" BSP (F)	20 mm	1" - 12 m	200 mm	35 Kg	310x530x490
9584+289615	20 bar	1" BSP (M) - 1" BSP (F)	20 mm	1" - 15 m	300 mm	42 Kg	410x530x490



Art. no. **9030+28812**
Art. no. **9030+289608**

Art. no. 9030 + 28812

Automatic rewind, spring-driven hose reel, heavy duty series, in painted steel, with 12 m - rubber hose 3/4", suitable for the supply of diesel.

Art. no. 9030 + 289608

Automatic rewind, spring-driven hose reel, heavy duty series, in painted steel, with 8 m - rubber hose 1", suitable for the supply of diesel.

Art. no.	Max pressure	Connection threads inlet - outlet	Internal ϕ inlet swivel joint	ϕ / Length delivery hose	Width reel	Weight	Dimensions (LxWxH) (mm)
9030+28812	20 bar	1" BSP (M) - 1" BSP (F)	20 mm	3/4" - 12 m	150 mm	34 Kg	550x450x300
9030+289608	20 bar	1" BSP (M) - 1" BSP (F)	20 mm	1" - 8 m	150 mm	32 Kg	550x450x300

Optional



Art. no. **9768**

Swivel bracket



Art. no. **9097+28818**
Art. no. **9097+289615**

Art. no. 9097 + 28818

Automatic rewind, spring-driven hose reel, adjustable arms series, in painted steel, with 18 m - rubber hose 3/4", suitable for the supply of diesel.

Art. no. 9097 + 289615

Automatic rewind, spring-driven hose reel, adjustable arms series, in painted steel, with 15 m - rubber hose 1", suitable for the supply of diesel.

Art. no.	Max pressure	Connection threads inlet - outlet	Internal ϕ inlet swivel joint	ϕ / Length delivery hose	Width reel	Weight	Dimensions (LxWxH) (mm)
9097+28818	20 bar	1" BSP (M) - 1" BSP (F)	20 mm	3/4" - 18 m	300 mm	42 Kg	590x450x460
9097+289615	20 bar	1" BSP (M) - 1" BSP (F)	20 mm	1" - 15 m	300 mm	40 Kg	590x450x460

Optional



Art. no. **9769**

Swivel bracket



Art. no. **9036+28830**
Art. no. **9036+289525**

Art. no. 9036 + 28830

Automatic rewind, spring-driven hose reel, heavy duty series, in painted steel, with 30 m - rubber hose 3/4", suitable for the supply of diesel.

Art. no. 9036 + 289525

Automatic rewind, spring-driven hose reel, heavy duty series, in painted steel, with 25 m - rubber hose 1", suitable for the supply of diesel.

Art. no.	Max pressure	Connection threads inlet - outlet	Internal ϕ inlet swivel joint	ϕ / Length delivery hose	Width reel	Weight	Dimensions (LxWxH) (mm)
9036+28830	20 bar	1" BSP (M) - 1" BSP (F)	20 mm	3/4" - 30 m	400 mm	68 Kg	550x540x520
9036+289525	20 bar	1" BSP (M) - 1" BSP (F)	20 mm	1" - 25 m	400 mm	66 Kg	550x540x520





Art. no. **9529 + 28812**

Automatic rewind, spring-driven hose reel, heavy duty series, in stainless steel AISI 304, with 12 m - rubber hose 3/4", suitable for the supply of diesel.

Art. no. **9529 + 289608**

Automatic rewind, spring-driven hose reel, heavy duty series, in stainless steel AISI 304, with 8 m - rubber hose 1", suitable for the supply of diesel.

Optional



Art. no. **9765**

Swivel bracket

Art. no.	Max pressure	Connection threads inlet - outlet	Internal ϕ inlet swivel joint	ϕ / Length delivery hose	Width reel	Weight	Dimensions (LxWxH) (mm)
9529+28812	20 bar	1" BSP (M) - 1" BSP (F)	20 mm	3/4" - 12 m	150 mm	34 Kg	550x450x300
9529+289608	20 bar	1" BSP (M) - 1" BSP (F)	20 mm	1" - 8 m	150 mm	32 Kg	550x450x300



Art. no. **9525 + 28818**

Automatic rewind, spring-driven hose reel, heavy duty series, in stainless steel AISI 304, with 18 m - rubber hose 3/4", suitable for the supply of diesel.

Art. no. **9525 + 289615**

Automatic rewind, spring-driven hose reel, heavy duty series, in stainless steel AISI 304, with 15 m - rubber hose 1", suitable for the supply of diesel.

Optional



Art. no. **9764**

Swivel bracket

Art. no.	Max pressure	Connection threads inlet - outlet	Internal ϕ inlet swivel joint	ϕ / Length delivery hose	Width reel	Weight	Dimensions (LxWxH) (mm)
9525+28818	20 bar	1" BSP (M) - 1" BSP (F)	20 mm	3/4" - 18 m	300 mm	42 Kg	590x450x460
9525+289615	20 bar	1" BSP (M) - 1" BSP (F)	20 mm	1" - 15 m	300 mm	41 Kg	590x450x460



Art. no. **9536 + 28830**

Automatic rewind, spring-driven hose reel, heavy duty series, in stainless steel AISI 304, with 30 m - rubber hose 3/4", suitable for the supply of diesel.

Art. no. **9536 + 289625**

Automatic rewind, spring-driven hose reel, heavy duty series, in stainless steel AISI 304, with 25 m - rubber hose 1", suitable for the supply of diesel.

Optional



Art. no.	Max pressure	Connection threads inlet - outlet	Internal ϕ inlet swivel joint	ϕ / Length delivery hose	Width reel	Weight	Dimensions (LxWxH) (mm)
9536+28830	20 bar	1" BSP (M) - 1" BSP (F)	20 mm	3/4" - 30 m	400 mm	68 Kg	550x540x520
9536+289625	20 bar	1" BSP (M) - 1" BSP (F)	20 mm	1" - 25 m	400 mm	66 Kg	550x540x520



Art. no. **9031+289708**
Art. no. **9531+289708**

Art. no. **9031+289708**

Automatic rewind, spring-driven hose reel, adjustable arms series EVO, in painted steel, with 8 m - rubber hose 1' 1/4" (ø int. 32 mm), suitable for the supply of high volumes of diesel.

Art. no. **9531+289708**

Automatic rewind, spring-driven hose reel, adjustable arms series EVO, in stainless steel AISI 304, with 8 m - rubber hose 1' 1/4" (ø int. 32 mm), suitable for the supply of high volumes of diesel.

Art. no.	Max pressure	Connection threads inlet - outlet	Internal ø inlet swivel joint	ø / Length delivery hose	Width reel	Weight	Dimensions (LxWxH) (mm)
9031+289708	10 bar	1' 1/4" BSP (M) - 1' 1/4" BSP (F)	30 mm	1' 1/4" / 8 m	200 mm	32 kg	330x530x490
9531+289708	10 bar	1' 1/4" BSP (M) - 1' 1/4" BSP (F)	30 mm	1' 1/4" / 8 m	200 mm	32 kg	330x530x490



Art. no. **9038+289715**
Art. no. **9038+289720**

Art. no. **9038+289715**

Automatic rewind, spring-driven hose reel, adjustable arms series EVO, in painted steel, with 15 m - rubber hose 1' 1/4" (ø int. 32 mm), suitable for the supply of high volumes of diesel.

Art. no. **9038+289720**

Automatic rewind, spring-driven hose reel, adjustable arms series EVO, in painted steel, with 20 m - rubber hose 1' 1/4" (ø int. 32 mm), suitable for the supply of high volumes of diesel.

Art. no.	Max pressure	Connection threads inlet - outlet	Internal ø inlet swivel joint	ø / Length delivery hose	Width reel	Weight	Dimensions (LxWxH) (mm)
9038+289715	10 bar	1' 1/4" BSP (M) - 1' 1/4" BSP (F)	30 mm	1' 1/4" - 15 m	400 mm	67 Kg	550x530x490
9038+289720	10 bar	1' 1/4" BSP (M) - 1' 1/4" BSP (F)	30 mm	1' 1/4" - 20 m	400 mm	78 Kg	550x530x490



Art. no. **9039+2899715**

Art. no. **9039+2899715**

Automatic rewind, spring-driven hose reel, adjustable arms series EVO, in painted steel, with 15 m - rubber hose 1' 1/2" (ø int. 38 mm), suitable for the supply of high volumes of diesel.

Art. no.	Max pressure	Connection threads inlet - outlet	Internal ø inlet swivel joint	ø / Length delivery hose	Width reel	Weight	Dimensions (LxWxH) (mm)
9039+2899715	10 bar	1' 1/2" BSP (M) - 1' 1/2" BSP (F)	36 mm	1' 1/2" - 15 m	400 mm	80 Kg	550x530x490



Art. no. **9079+289720**

Hose reel, in painted steel, with electric motor for hose rewind, with 20 m - rubber hose 1' 1/4" (ø int. 32 mm), suitable for the supply of high volumes of diesel. The motor is connected to an external reduction gear with clutch torque limiter. The hose can be unwinded manually, whereas the rewind is made by activating an electric 12 VDC motor by means of a small control switchboard. The hose reel is supplied with a high frequency transmitter (433,9 MHz) with remote control to enable also an activation from a distance (= art. no. 8412).

Art. no. **9079+2899715**

Same as above, but with 15 m - rubber hose 1' 1/2" (ø int. 38 mm).

Art. no.	Max pressure	Connection threads inlet - outlet	Internal ø inlet swivel joint	ø / Length delivery hose	Width reel	Weight	Dimensions (LxWxH) (mm)
9079+289720	10 bar	1' 1/4" BSP (M) - 1' 1/4" BSP (F)	30 mm	1'1/4" - 20 m	400 mm	78 Kg	800x620x630
9079+2899715	10 bar	1' 1/2" BSP (M) - 1' 1/2" BSP (F)	36 mm	1'1/2" - 15 m	400 mm	85 Kg	800x620x630



Art. no. **9538+289715**

Automatic rewind, spring-driven hose reel, adjustable arms series EVO, in stainless steel AISI 304, with 15 m - rubber hose 1' 1/4" (ø int. 32 mm), suitable for the supply of high volumes of diesel.

Art. no. **9538+289720**

Automatic rewind, spring-driven hose reel, adjustable arms series EVO, in stainless steel AISI 304, with 20 m - rubber hose 1' 1/4" (ø int. 32 mm), suitable for the supply of high volumes of diesel.

Art. no.	Max pressure	Connection threads inlet - outlet	Internal ø inlet swivel joint	ø / Length delivery hose	Width reel	Weight	Dimensions (LxWxH) (mm)
9538+289715	10 bar	1' 1/4" BSP (M) - 1" 1/4" BSP (F)	30 mm	1'1/4" - 15 m	400 mm	67 Kg	550x530x490
9538+289720	10 bar	1' 1/4" BSP (M) - 1' 1/4" BSP (F)	30 mm	1'1/4" - 20 m	400 mm	78 Kg	550x530x490



Art. no. **9539+2899715**

Automatic rewind, spring-driven hose reel, adjustable arms series EVO, in stainless steel AISI 304, with 15 m - rubber hose 1' 1/2" (ø int. 38 mm), suitable for the supply of high volumes of diesel.



Art. no.	Max pressure	Connection threads inlet - outlet	Internal ø inlet swivel joint	ø / Length delivery hose	Width reel	Weight	Dimensions (LxWxH) (mm)
9539+2899715	10 bar	1' 1/2" BSP (M) - 1' 1/2" BSP (F)	36 mm	1'1/2" - 15 m	400 mm	80 Kg	550x530x490

